



SATURDAY, JUNE 4th



The 2010-2011 Championship Season finishes at the Long Beach Course known as "The Golden One"

#1



A magnificent 18-hole layout, El Dorado can truly be called a "player's course," due to its expansive layout and numerous water hazards. Extensive practice facilities are part of this 304 acre regional park.

#2



#11



#14



#17



SATURDAY, JUNE 4th

El Dorado Golf Course
2400 Studebaker Road
Long Beach

Green Fees are \$83.00 (Includes Cart &
Range Balls)

Tee Times will be limited to the first 40 members
Who send the Green Fees to:

GHGC c/o Steve DeWees
516 S. Catalina # B
Redondo Beach, CA 90277

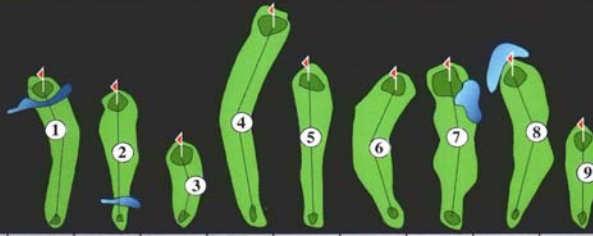
First tee time is 10:00 AM

Dress Code:

Collared Shirts only (guys & gals)
Denim is OK
No Metal spikes
No Cut-offs

THE SCORECARD

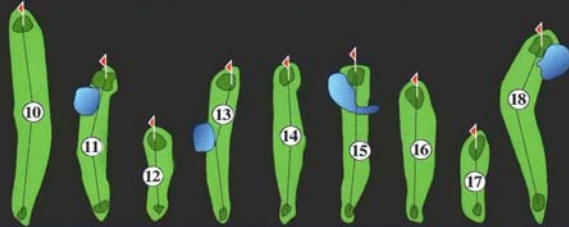
EL DORADO PARK GOLF COURSE



HDCP RECOMMENDATIONS

HOLE	MEN'S	WOMEN'S	1	2	3	4	5	6	7	8	9	OUT
BACK	0-9	0-3	357	353	155	499	370	376	496	423	195	3224
MIDDLE	10-19	4-10	338	342	146	475	364	358	474	409	183	3089
HANDICAP			7	15	17	13	5	3	11	1	9	
PAR			4	4	3	5	4	4	5	4	3	36
FORWARD	20+	11+	297	331	137	449	347	344	423	360	151	2839
HANDICAP			7	11	17	1	9	13	5	3	15	

Scorer:

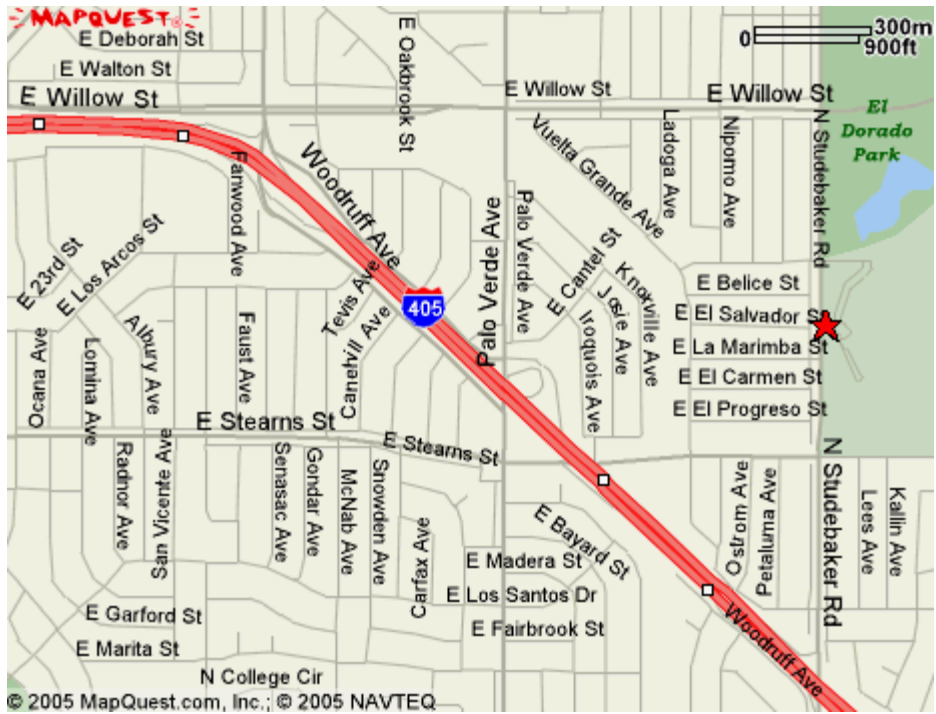
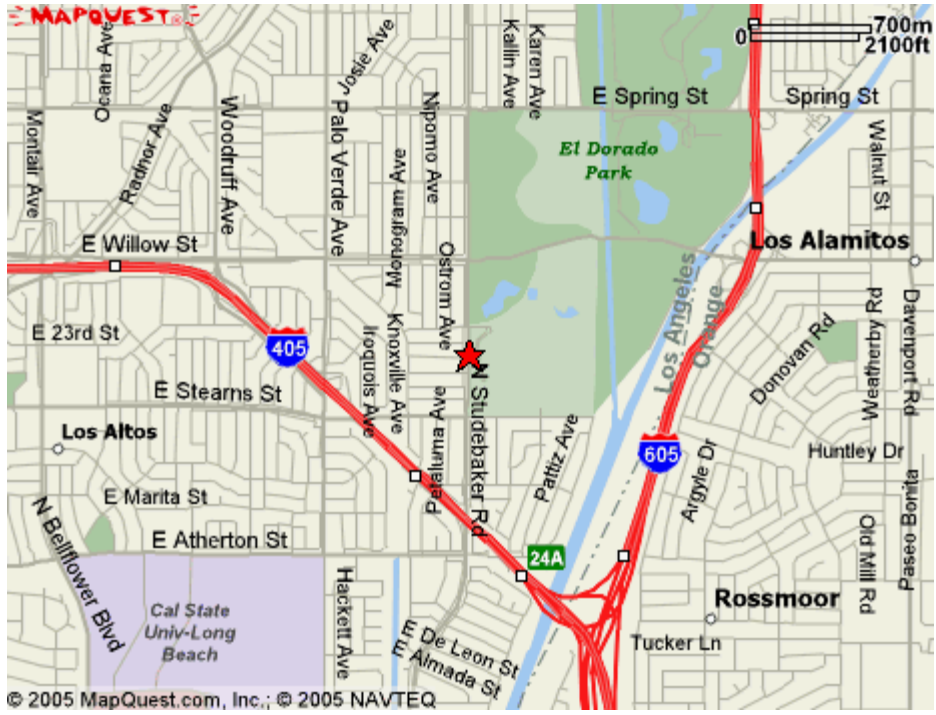


I N I T I A L	10	11	12	13	14	15	16	17	18	IN	TOT	RATING	SLOPE
	543	375	196	392	367	377	328	168	491	3237	6461	70.9	126
527	358	180	376	353	362	318	147	479	3100	6189	69.6	123	
4	8	12	2	16	6	18	14	10					
5	4	3	4	4	4	4	3	5	36	72	HCP	NET	ADJ
508	281	164	327	341	321	307	129	408	2786	5625	72.5	125	
2	16	14	8	12	6	10	18	4					

Attest:

Date:

MAPS & DIRECTIONS



Directions

Heading South on the 405 exit Studebaker Rd and make a Left. Golf course will be on the right side about 3/4 miles up.

Head North on the 405 connect to the 605 North. Exit Willow and head West for 1 mile and then make a Left on Studebaker Rd. Course entrance will be on the left side.

Heading South on the 605 exit Willow Rd and make a Right. Go 1 mile and make a Left on Studebaker Rd. Course entrance will be on the left side.

Phone: (562) 430-5411